

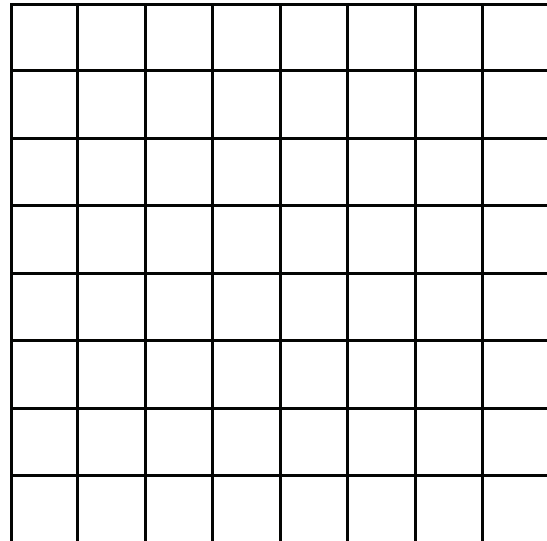
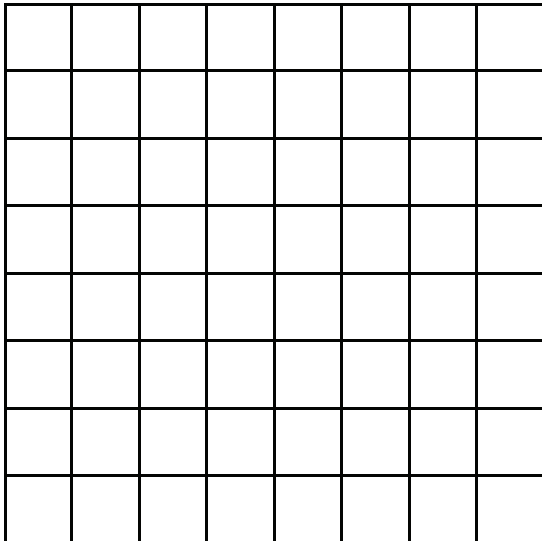


SHAPE INVESTIGATION—1

- Draw two different shapes that have areas of 8. Label the measurement of each side.





- Draw two different shapes that have perimeters of 8. Label the measurement of each side.





- Ron thinks that he can just draw the same figures for both questions. Is he correct? Explain why you agree or disagree with Ron. Write your answer on the back of this paper.

SHAPE INVESTIGATION—2

- Draw two different shapes that have areas of 12. Label the measurement of each side.




- Draw two different shapes that have perimeters of 12. Label the measurement of each side.




- Explain the difference between perimeter and area in your own words. Use the back of this paper to write your explanation.

SHAPE INVESTIGATION—3

- Draw two different shapes that have areas of 10. Label the measurement of each side.
- Write the perimeter of each figure on the line below each grid.



Perimeter = _____



Perimeter = _____

- Ben tells the class that shapes that have the same area also have the same perimeter. Do you agree with Ben? Explain your thinking. You may use the back of this paper to continue your writing.