

# SPIDER WEB MAP COLORING GAMES

## SPIDER WEB MAP COLORING GAME—1

**Players:** 3-4

**Materials:**

- Spider Web Map Coloring Board—1
- 3-4 different colored markers
- 1 die (labeled 1-1-1-2-2-Lose Turn)

**Directions:**

- First player rolls the die and colors that many regions anywhere on the spider web following rules of map coloring:
  - Regions that share only a point may be the same color.
  - Regions that share part or all of a side may not be the same color.
- Second player rolls the die and colors that many regions anywhere on the spider web following rules of map coloring.
- Play continues until no player can color another space.

**Scoring:**

- Players score 1 point for each region they colored.
- Player with the highest score wins.

## SPIDER WEB MAP COLORING GAME—2

**Players:** 2-4

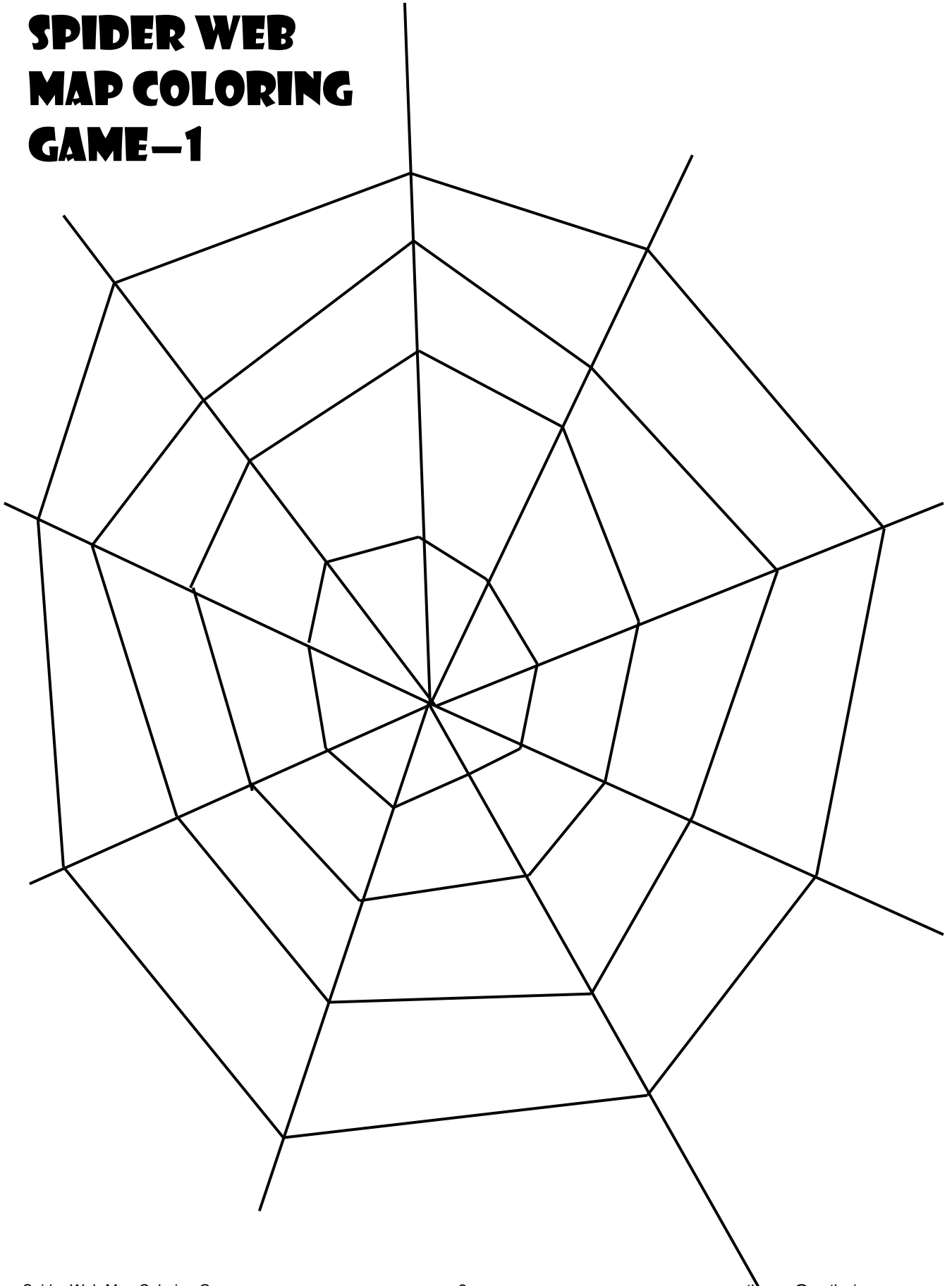
**Materials:**

- Spider Web Map Coloring Board—2
- 3-4 different colored markers
- 1 die (labeled 1-1-1-2-2-Lose Turn)

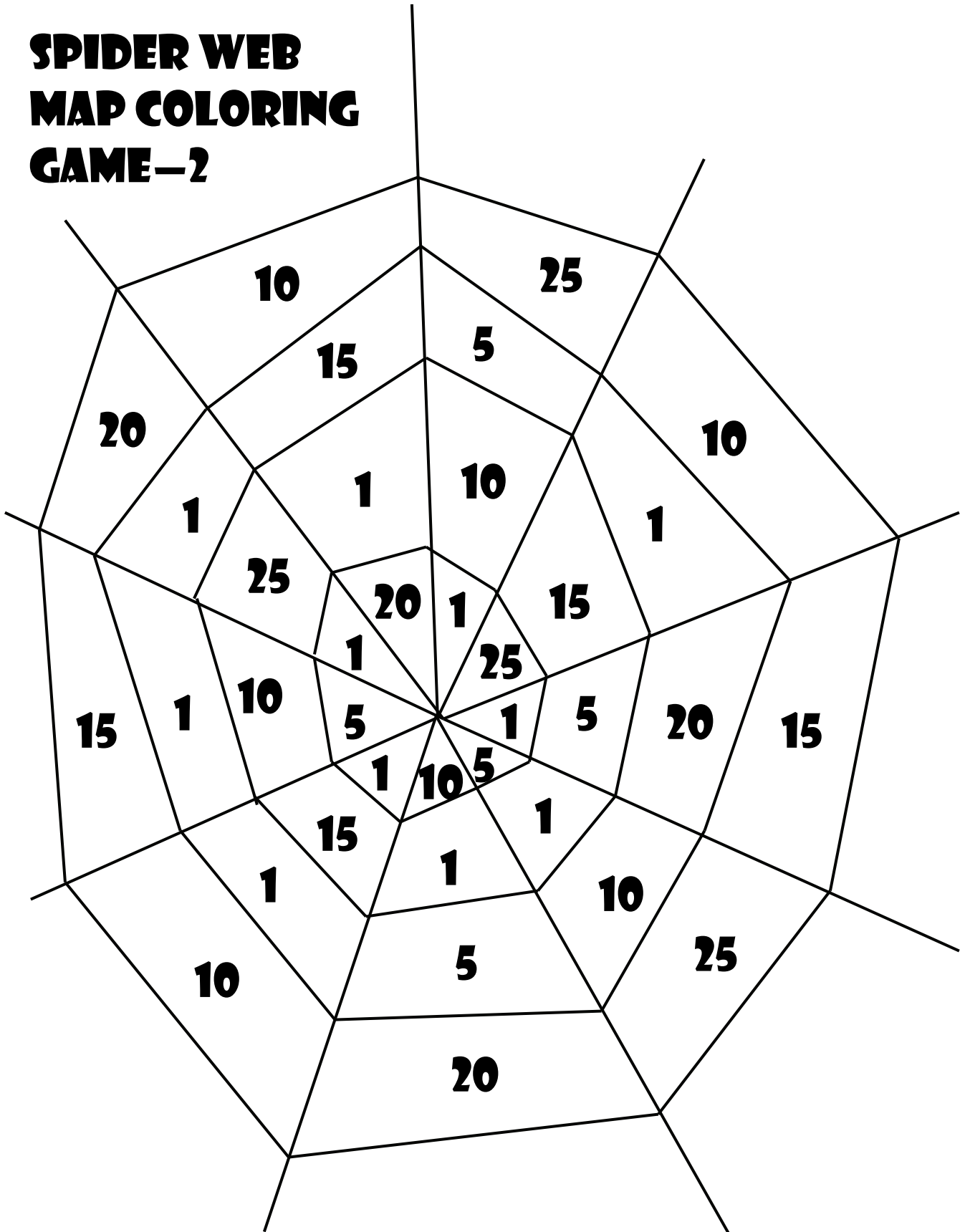
**Directions:**


- Play using the Spider Web Map Coloring Game –2 board.
- Players roll and color regions following map coloring rules.
- Players score the number of points assigned to each region.
- Player with the highest score wins the game.

# SPIDER WEB MAP COLORING GAME-1



# SPIDER WEB MAP COLORING GAME-2





# SPIDER WEB MAP COLORING GAME—2

## Recording Sheet

Player:		
Pts.	Tally	Total
25		
20		
15		
10		
5		
1		
<b>GAME POINTS:</b>		

Player:		
Pts.	Tally	Total
25		
20		
15		
10		
5		
1		
<b>GAME POINTS:</b>		

Player:		
Pts.	Tally	Total
25		
20		
15		
10		
5		
1		
<b>GAME POINTS:</b>		

Player:		
Pts.	Tally	Total
25		
20		
15		
10		
5		
1		
<b>GAME POINTS:</b>		